

Клапаны обратные двустворчатые

Технические характеристики



Архангельск (8182)63-90-72
Астана (7172)727-132
Астрахань (8512)99-46-04
Барнаул (3852)73-04-60
Белгород (4722)40-23-64
Брянск (4832)59-03-52
Владивосток (423)249-28-31
Волгоград (844)278-03-48
Вологда (8172)26-41-59
Воронеж (473)204-51-73
Екатеринбург (343)384-55-89
Иваново (4932)77-34-06

Ижевск (3412)26-03-58
Иркутск (395)279-98-46
Казань (843)206-01-48
Калининград (4012)72-03-81
Калуга (4842)92-23-67
Кемерово (3842)65-04-62
Киров (8332)68-02-04
Краснодар (861)203-40-90
Красноярск (391)204-63-61
Курск (4712)77-13-04
Липецк (4742)52-20-81
Киргизия (996)312-96-26-47

Магнитогорск (3519)55-03-13
Москва (495)268-04-70
Мурманск (8152)59-64-93
Набережные Челны (8552)20-53-41
Нижний Новгород (831)429-08-12
Новокузнецк (3843)20-46-81
Новосибирск (383)227-86-73
Омск (3812)21-46-40
Орел (4862)44-53-42
Оренбург (3532)37-68-04
Пенза (8412)22-31-16
Казахстан (772)734-952-31


Пермь (342)205-81-47
Ростов-на-Дону (863)308-18-15
Рязань (4912)46-61-64
Самара (846)206-03-16
Санкт-Петербург (812)309-46-40
Саратов (845)249-38-78
Севастополь (8692)22-31-93
Симферополь (3652)67-13-56
Смоленск (4812)29-41-54
Сочи (862)225-72-31
Ставрополь (8652)20-65-13
Таджикистан (992)427-82-92-69

Сургут (3462)77-98-35
Тверь (4822)63-31-35
Томск (3822)98-41-53
Тула (4872)74-02-29
Тюмень (3452)66-21-18
Ульяновск (8422)24-23-59
Уфа (347)229-48-12
Хабаровск (4212)92-98-04
Челябинск (351)202-03-61
Череповец (8202)49-02-64
Ярославль (4852)69-52-93

Единый адрес для всех регионов: bya@nt-rt.ru | www.bray.nt-rt.ru

Клапаны обратные двустворчатые

2" (50mm) - 12" (300mm)



BRAY/RITE

Double Door Check Valve

The Bray/Rite double door check valve is designed for energy efficient protection against flow reversal.

Featuring dual lightweight discs, responsive independent springs and a durable resilient seat for reliable flow-activated operation with tight sealing and reduced water hammer potential.

COST EFFICIENT DESIGN

- > Low weight and short laying length saves initial cost, requires less space, and is easier to install.

QUICK CLOSE

- > Independent springs provide quick-closing, non-slam shutoff for reduced water hammer potential.

LOW CRACKING PRESSURE

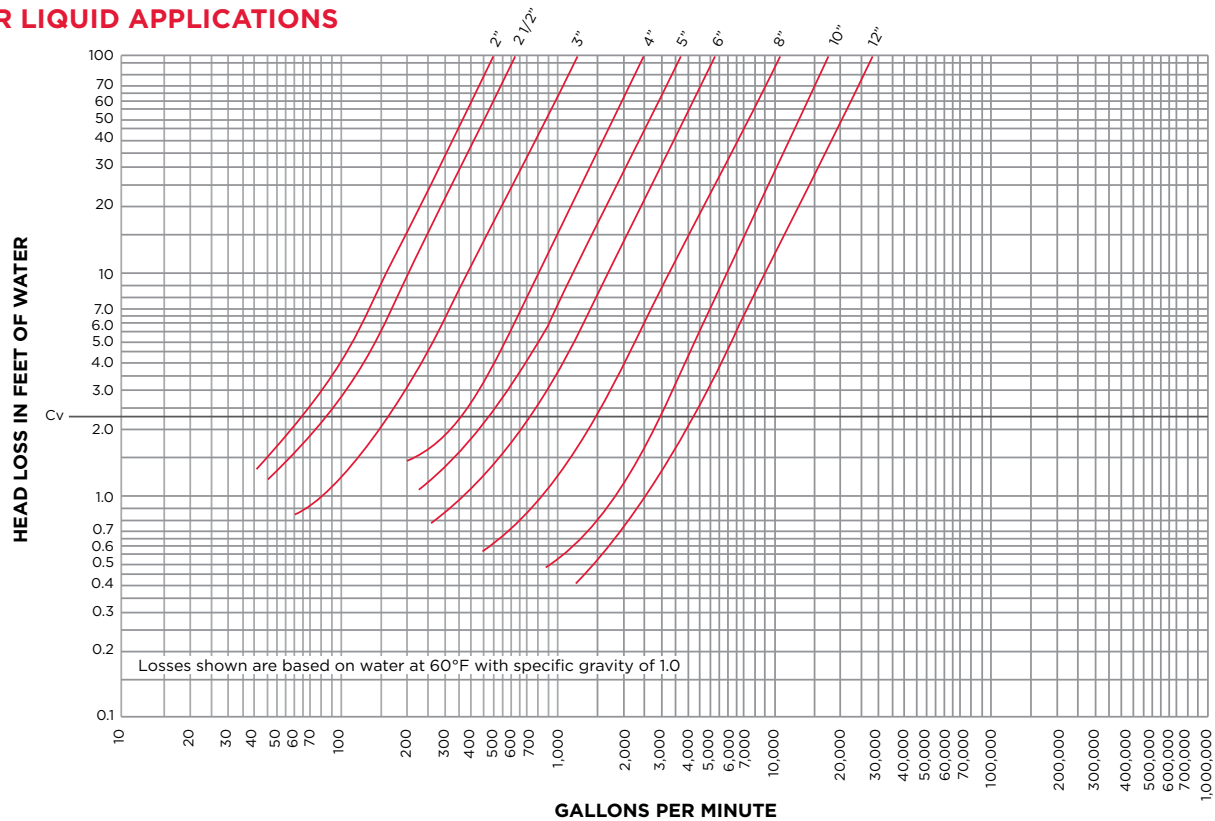
- > Lightweight, spring-loaded discs have low cracking pressure for energy efficient operation.

MINIMAL HEAD LOSS

- > Contoured body provides a short and straight flow path with minimal turbulence.



FOR LIQUID APPLICATIONS



FOR GAS APPLICATIONS

$$\Delta P = \frac{GT}{P} \left(\frac{Q}{1360Cv} \right)^2$$

Cv = Flow Coefficient
 G = Specific Gravity of Gas
 P = Inlet Pressure in psia (psig + 14.7)
 ΔP = Pressure Drop Across Valve in psi

$$SCFH = ACFH \left(\frac{P}{14.7} \right) \left(\frac{520}{T} \right)$$

Q = Gas Flow Rate in SCFH
 T = Absolute Temperature (°F + 460)
 ACFH = Actual Cubic Feet per Hour
 SCFH = Standard Cubic Feet per Hour

ALL VALVES ARE REGISTERED TO A CANADIAN REGISTRATION NUMBER (CRN) CANADA WIDE

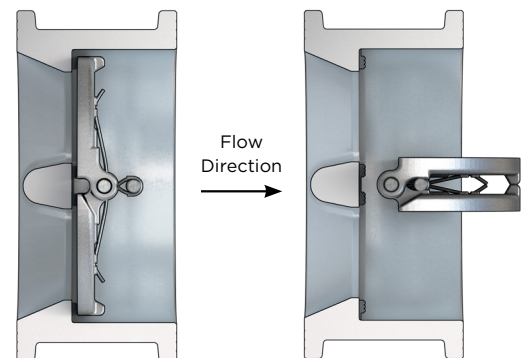
- > ASME B16.5 Class 150 flange connection.
- > Designed according to API 594 and tested according to API 598.
- > All valves are 'CE' marked in accordance to PED 2014/68/EU.

DUAL INDEPENDENT SPRINGS

- > Increased disc responsiveness over a single spring for reduced water hammer potential.

EXTENDED SPRING LEGS

- > Prevent seat scrubbing for reduced wear and increased service life.



PRESSURE TEMPERATURE RATINGS

Pressure Class	Class 150
Testing Pressure	Shell: 450 PSI Seat: 325 PSI
Working Temperature	-50F to 300F EPDM -40F to 250F Buna

MATERIAL CONFIGURATIONS

Additional material configurations available upon request. XX = size of valve in inches (example: D0415XEZNSF designates a 4" valve).

Part Number	DXX15DEZNSF	DXX15DBZ	DXX15XEZ
Body Material	Ductile Iron ASTM A536 Gr. 65-45-12	Ductile Iron ASTM A536 Gr. 65-45-12	Stainless Steel ASTM A351 CF8M
Discs	Stainless Steel ASTM A351 CF8M	Stainless Steel ASTM A351 CF8M	Stainless Steel ASTM A351 CF8M
Pins	SS316	SS316	SS316
Springs	SS316	SS316	SS316
Plugs	SS316	SS316	SS316
Spacers	PTFE	PTFE	PTFE
Seats	EPDM	Buna	EPDM
Marked	NSF-G, CE	CE	CE

DIMENSIONS

DN	(mm)	50	65	80	100	125	150	200	250	300
	(in)	2	2-1/2	3	4	5	6	8	10	12
Face-to-face	(mm)	54	60	67	67	83	95	127	140	181
API594	(in)	2.126	2.362	2.638	2.638	3.668	3.740	5	5.512	7.126
Flange diameter	(mm)	104	123	135	162	192	218	273	328	378
	(in)	4.094	4.843	5.315	6.378	7.559	8.583	10.748	12.913	14.882

Архангельск (8182)63-90-72	Ижевск (3412)26-03-58	Магнитогорск (3519)55-03-13	Пермь (342)205-81-47	Сургут (3462)77-98-35
Астана (7172)727-132	Иркутск (395)279-98-46	Москва (495)268-04-70	Ростов-на-Дону (863)308-18-15	Тверь (4822)63-31-35
Астрахань (8512)99-46-04	Казань (843)206-01-48	Мурманск (8152)59-64-93	Рязань (4912)46-61-64	Томск (3822)98-41-53
Барнаул (3852)73-04-60	Калининград (4012)72-03-81	Набережные Челны (8552)20-53-41	Самара (846)206-03-16	Тула (4872)74-02-29
Белгород (4722)40-23-64	Калуга (4842)92-23-67	Нижний Новгород (831)429-08-12	Санкт-Петербург (812)309-46-40	Тюмень (3452)66-21-18
Брянск (4832)59-03-52	Кемерово (3842)65-04-62	Новокузнецк (3843)20-46-81	Саратов (845)249-38-78	Ульяновск (8422)24-23-59
Владивосток (423)249-28-31	Киров (8332)68-02-04	Новосибирск (383)227-86-73	Севастополь (8692)22-31-93	Уфа (347)229-48-12
Волгоград (844)278-03-48	Краснодар (861)203-40-90	Омск (3812)21-46-40	Симферополь (3652)67-13-56	Хабаровск (4212)92-98-04
Вологда (8172)26-41-59	Красноярск (391)204-63-61	Орел (4862)44-53-42	Смоленск (4812)29-41-54	Челябинск (351)202-03-61
Воронеж (473)204-51-73	Курск (4712)77-13-04	Оренбург (3532)37-68-04	Сочи (862)225-72-31	Череповец (8202)49-02-64
Екатеринбург (343)384-55-89	Липецк (4742)52-20-81	Пенза (8412)22-31-16	Ставрополь (8652)20-65-13	Ярославль (4852)69-52-93
Иваново (4932)77-34-06	Киргизия (996)312-96-26-47	Казахстан (772)734-952-31	Таджикистан (992)427-82-92-69	